



THE #1 CHOICE OF
PAINTING PROFESSIONALS®

Gateway Court

**Proposed Color Palette


**Important Note: Color may vary slightly. Dunn-Edwards recommends that samples be applied for final approval.

Created:
4/2012



THE #1 CHOICE OF
PAINTING PROFESSIONALS®

Gateway Court




Scheme 1

1. DE6091 Red Hook – Main Body
2. DE6129 Rustic Taupe – Trim, Garage Door & Accent



THE #1 CHOICE OF
PAINTING PROFESSIONALS®

Gateway Court




Scheme 2

1. DE6202 Coconut Shell – Main Body
2. DE6178 Boutique Beige – Trim, Garage Door & Accent



THE #1 CHOICE OF
PAINTING PROFESSIONALS®

Gateway Court




Scheme 3

1. DEC713 Roman Brick – Main Body
2. DEC720 Cliff's View – Trim, Garage Door & Accent



THE #1 CHOICE OF
PAINTING PROFESSIONALS®

Gateway Court




Scheme 4

1. DE6076 Wandering Road – Main Body
2. DE6123 Trail Dust – Trim, Garage Door & Accent



THE #1 CHOICE OF
PAINTING PROFESSIONALS®

Gateway Court




Scheme 5

1. DEC750 Bison Beige – Main Body
2. DEC752 Birchwood – Trim, Garage Door & Accent



THE #1 CHOICE OF
PAINTING PROFESSIONALS®

Gateway Court




Scheme 6

1. DE6131 Teddy Bear – Main Body
2. DEC747 Sahara – Trim, Garage Door & Accent



THE #1 CHOICE OF
PAINTING PROFESSIONALS®

Gateway Court



Scheme 7

1. DE6223 Mission Trail – Main Body
2. DE6192 Nomadic Taupe – Trim, Garage Door & Accent